


## NanoZoomer-S60

Oncotopix® Scan covers the full range of whole slide scanners from Hamamatsu, the technology leaders in digital pathology with their proven and highly reliable scanning solutions.

The Oncotopix® Scan family consists of whole slide scanners that meet the needs of any laboratory, from small to large. The scanner enables fast scanning of high resolution digital images of entire slides for reading, annotation, storage, retrieval, analysis and image sharing via a network to aid consultation and record keeping.

### NanoZoomer S60

The NanoZoomer S60 is a truly flexible scanner with support for both brightfield and fluorescence scanning, as well as standard and double sized slides. Combining the best of two worlds, the NanoZoomer S60 is the perfect high-volume workhorse for both research and clinical use.

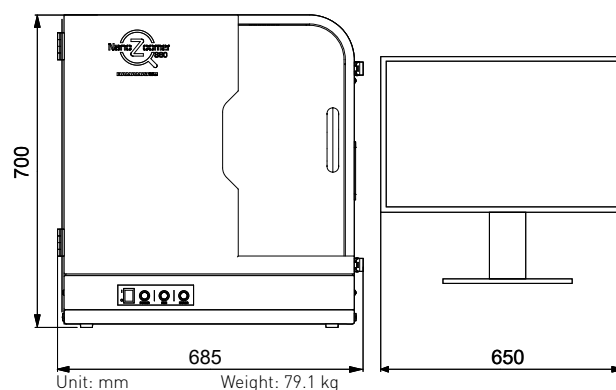


### NanoZoomer S60 advantages

- Flexible workhorse for your laboratory
- Supports standard and double sized slides
- Fluorescence and brightfield imaging
- Both 20x and 40x magnification
- Z-stacking scanning of cytology and thick histology slides
- Ideal for Research & Clinical use

## Specifications

Product name		NanoZoomer S60
Scanning Speed (15x15 mm)	20x mode	Approx. 60 s
	40x mode	Approx. 150 s
Objective lens		20x (NA0.75)
Slide capacity	26 mm x 76 mm	60 slides
	52 mm x 76 mm	30 slides
Scanning resolution / pixel	20x mode	0,46 µm/pixel
	40x mode	0,23 µm/pixel
Contrast method		Brightfield
Fluorescence		Yes, optional
Focusing method		Pre-focus map
Power supply voltage		AC 100V to AC 240 V



## Handle Slides

A fully digital workflow enables a seamless integration throughout patient data collection, quantitative image analysis, patient case data analysis and reporting.

### Multilevel scanning of whole slides

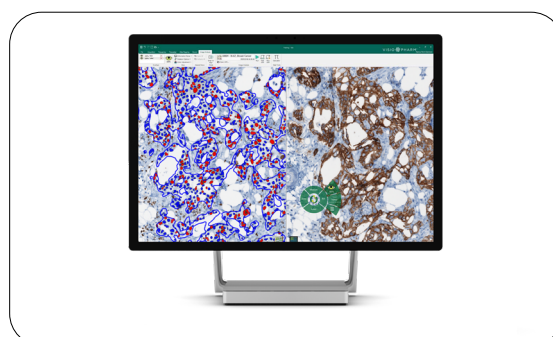
Whole slides can be scanned at different focus levels to re-create the Z focus facility of a microscope. The number of levels and the distance between levels can be set by the operator.

### Barcode reader

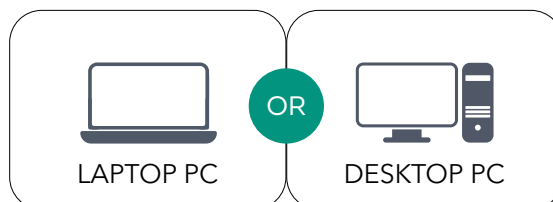
1D Barcode support (included)  
CODE-39, CODE-128, CODE-2-of-5 Interleaved, Coda bar, EAN-8, EAN-13, Patch Codes, UPC-A and UPC-E  
2D Barcode support (optional)  
Datamatrix, QRcode, MicroQR



System configuration



VISIOPHARM SOFTWARE



**HAMAMATSU**  
PHOTON IS OUR BUSINESS

**Please note:** The range of Hamamatsu Nanozoomer scanners are distributed in selected countries, please contact our sales department on [sales@visiopharm.com](mailto:sales@visiopharm.com) to learn which countries are covered by Visiopharm distribution and which scanners have CE-IVD.

VISIO  PHARM®

Visiopharm A/S  
Agern Allé 24  
DK-2970 Hørsholm  
[www.visiopharm.com](http://www.visiopharm.com)